

REPEATER

HLD-ESD601



Depth Repeater




Specification

Dimensions	144mm(W)x144mm(H)x62mm(D)
Depth Range	0~999m
Data Input	\$--DPT,x.x,x.x,x.x*x*hh(NMEA 0183)
Operating Temperature	-25°C~ +55°C
Protection	IP23 /IP56
Weight	1.0kg



HLD-ESD601
Depth Repeater



DIM100
Remote Dimmer

Operating Instructions

data display function

After power-on, if there is no signal input, "Err" will be displayed after 3 seconds.

After power-on, if the received signal does not contain a Depth (DPT) sentence, "----" will be displayed.

After power-on, if the received Depth (DPT) sentence does not contain depth data, "....." will be displayed.

After the data is received normally, the display will return to normal, and the reading interface will show XXX.Xm (meters).

display brightness adjustment function

On the normal reading display interface, press the "<" or ">" key to adjust the brightness of the reading display.

Brightness can also be adjusted by connecting a remote dimmer (DIM100).

unit switching function

On the normal reading display interface, press the "M" key to switch to the "5ETU" interface, which is the unit setting (set unit) mode. Then press the "<" or ">" key to switch between the depth units: feet (ft), meters (m) and fathoms (F).

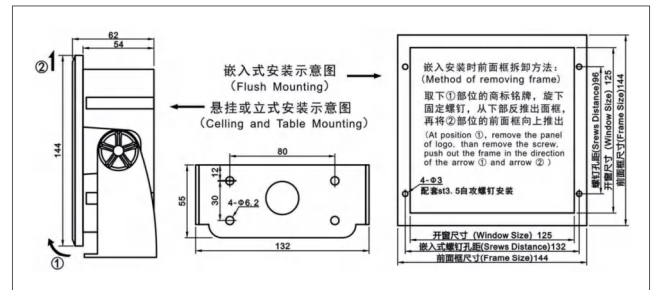
alarm setting function

On the normal reading display interface, press the "M" key to switch to the "SETH" interface, which is the alarm setting mode. Then press the "<" or ">" key to set an alarm value between 0~100m. When the received depth is less than the set alarm depth, the digital display will flash. To turn off the alarm, set the alarm value to 0m.

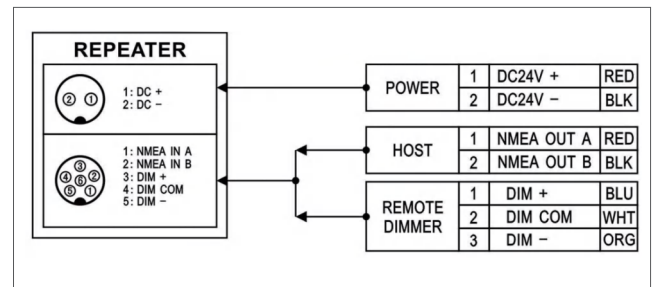
sleep function

Press the "<" and ">" keys simultaneously, and the instrument will enter sleep mode with all indicator lights turned off. At this time, press any key to resume normal working status, and the settings before sleep will remain valid.

Mounting Dimensions



Wiring Diagram



24 Hours
服务热线

Tel: 400 088 3335 / +86 513 8058 2906
E-mail: radar@highlander.com.cn
service@highlander.com.cn

Jiangsu Highland Integration Technology Co., Ltd.
Jiangsu Tusuo Ocean Technology Co., Ltd.

Add: No. 199, Qingfeng Road, Sutong Science & Technology Industrial Park, Nantong City, Jiangsu Province, China
Tel: +86 513 80582989 Fax: +86 513 80582929 Website: www.highlander.com.cn Post code: 226017